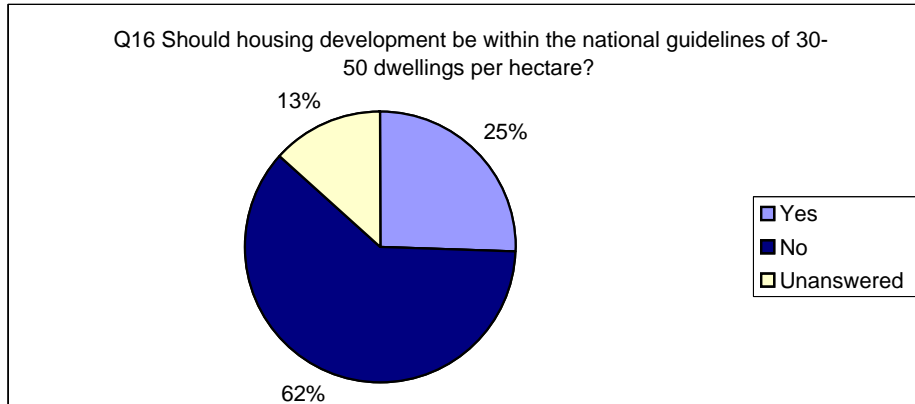


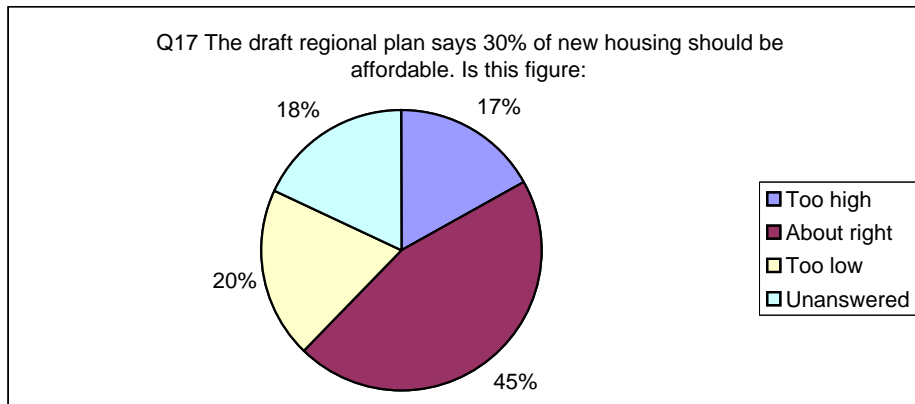
Q16 Should housing development be within the national guidelines of 30-50 dwellings per hectare?

Yes	27
No	65
Unanswered	14
Total	106



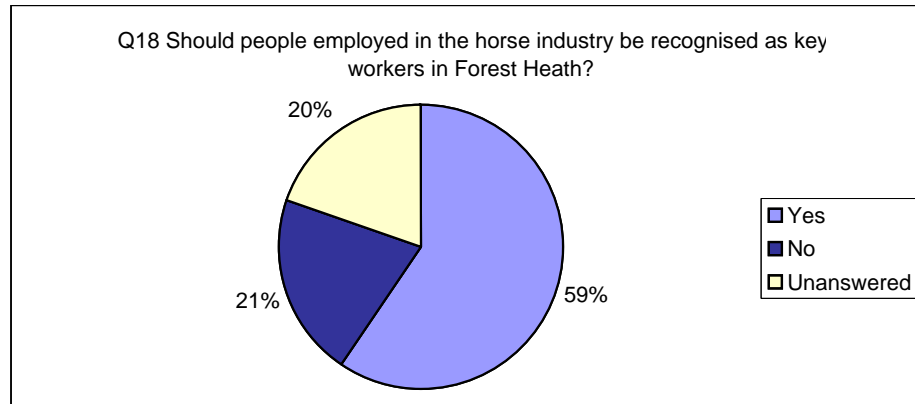
Q17 The draft regional plan says 30% of new housing should be affordable. Is this figure:

Too high	18
About right	48
Too low	21
Unanswered	19
Total	106



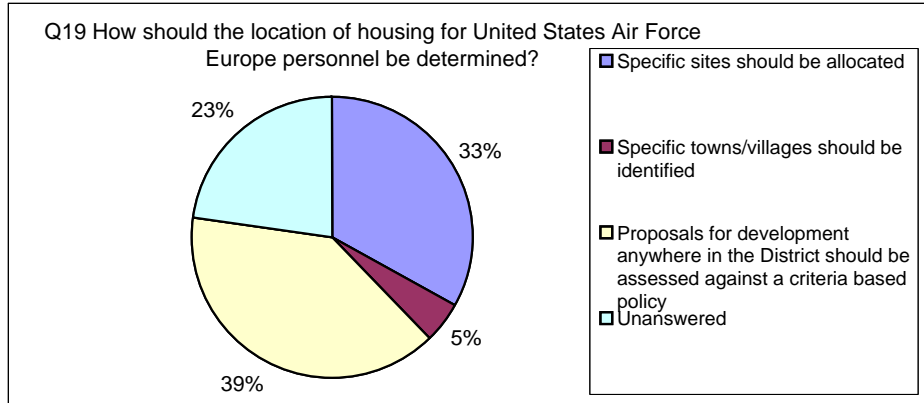
Q18 Should people employed in the horse industry be recognised as key workers in Forest Heath?

Yes	63
No	22
Unanswered	21
Total	106



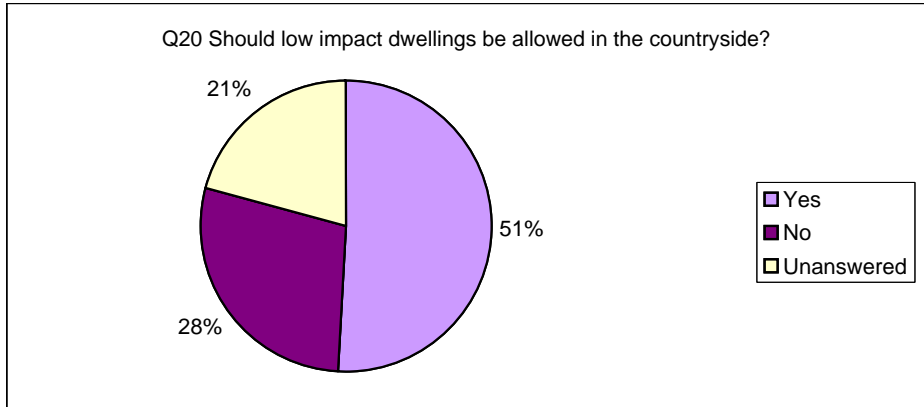
Q19 How should the location of housing for United States Air Force Europe personnel be determined?

Specific sites should be allocated	35
Specific towns/villages should be identified	5
Proposals for development anywhere in the District should be assessed against a criteria based policy	42
Unanswered	24
Total	106



Q20 Should low impact dwellings be allowed in the countryside?

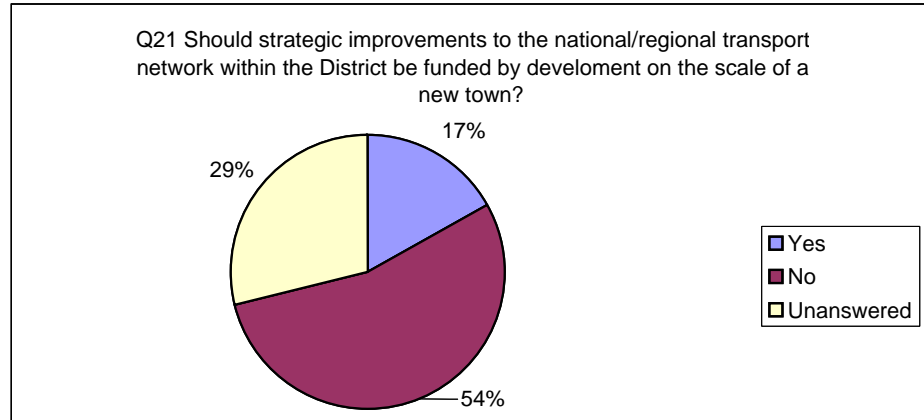
Yes	54
No	30
Unanswered	22
Total	106



Q21 Should strategic improvements to the national/regional transport network within the District be funded by development on the scale of a new town?

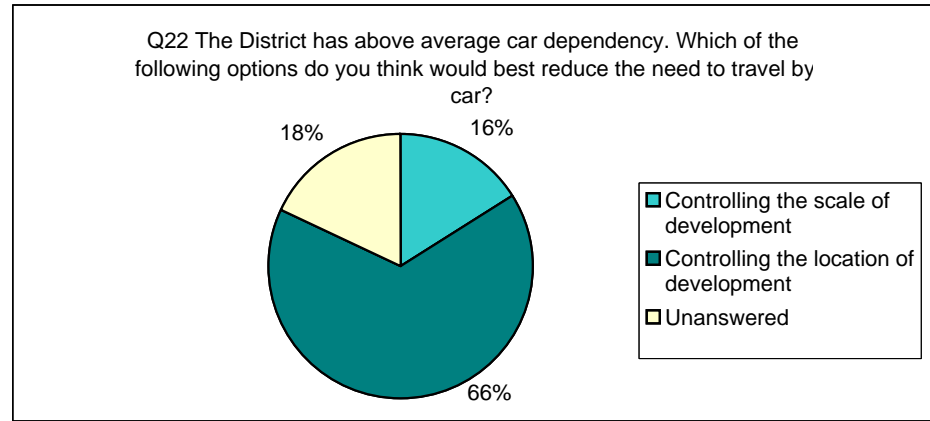
Yes	18
No	58
Unanswered	31
Total	107

\*1 respondent ticked options 1 & 2



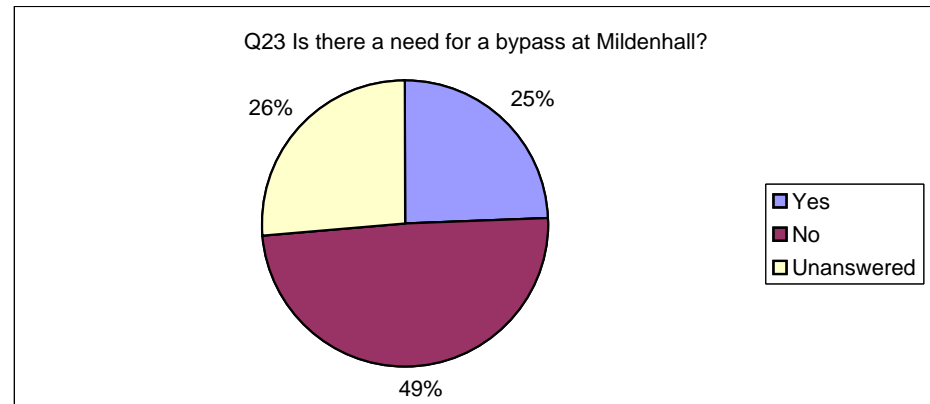
Q22 The District has above average car dependency. Which of the following options do you think would best reduce the need to travel by car?

Controlling the scale of development	17
Controlling the location of development	70
Unanswered	19
Total	106



Q23 Is there a need for a bypass at Mildenhall?

Yes	26
No	52
Unanswered	28
Total	106



Q23 Is there a need for a bypass around Brandon?

Yes	70
No	13
Unanswered	23
Total	106

